


# ADVANTAGE Lite



## HI LPRE Load Point Assembly Compression

The Hardy ADVANTAGE® Lite Series of load point assemblies provides superior performance when compared to common load cells, as well as exceptional value, in meeting your weighing needs.

Each pre-assembled load point consists of rugged stainless steel mounting hardware and a C2® Calibration compatible stainless steel, mV/V and mV/V/ohm matched and sealed load sensor. The rubber element mount provides stray voltage isolation, minor misalignment correction, thermal expansion and shock absorption. It can be used in applications with conveyors and vessels with or without agitators or mixers. The load point assembly is self-checking, eliminating the need for costly external check rods to hold the assembly in place and also provides lift-off protection. Each load sensor comes with twenty feet of six-conductor cable and a color-coded wiring label to aid in installation. The sensors have an IP rating of IP67. The ADVANTAGE Lite Series is available in the following standard capacities: 440 lb, 1,100 lb, 2,200 lb, and 4,400 lb.

### SPECIFICATIONS

Rated Output (ES)	2±0.004mV/V
Non-Linearity	< ±0.025 % R.O.
Hysteresis	< ±0.025 % R.O.
Zero Balance	< ±1.0 % R.O.
Creep @ 5 Min.	< ±0.010 % R.O.
Temp Effect Output	< ±0.002 % R.O./C
Temp Effect Sensitivity	< ±0.002 % R.O./C
Input Resistance	1100 ± 5.0% ohm
Output Resistance	1000 ± 2.0% ohm
Insulation Resistance	>5000 Mohm
Excitation	5 - 15 vdc
Safe Load Limit	200 % Emax
Ultimate Load	300 % Emax
Approvals	IP67
Warranty	Two years

### ORDERING INFORMATION

Only available with Stainless Hardware

Shipping weight for Load Point approx 5 lbs, Sensor 3 lbs.

Capacity		Model#	
lbs*	kg	SPARE Load Sensor	Rubber Element Assembly
440	220	HI SB02-440	HI LPRE 440-33C
1100	500	HI SB02-1.1K	HI LPRE 1.1K-33C
2200	1000	HI SB02-2.2K	HI LPRE 2.2K-33C
4400	2000	HI SB02-4.4K	HI LPRE 4.4K-33C

Load points are ordered only as individual components.

\* Lbs estimated from kg conversion.

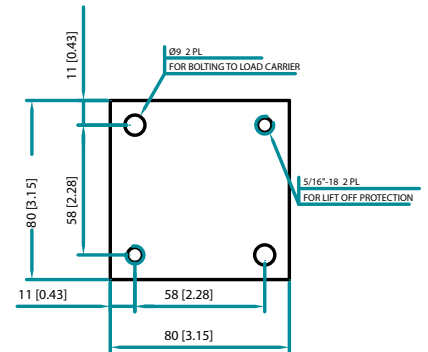
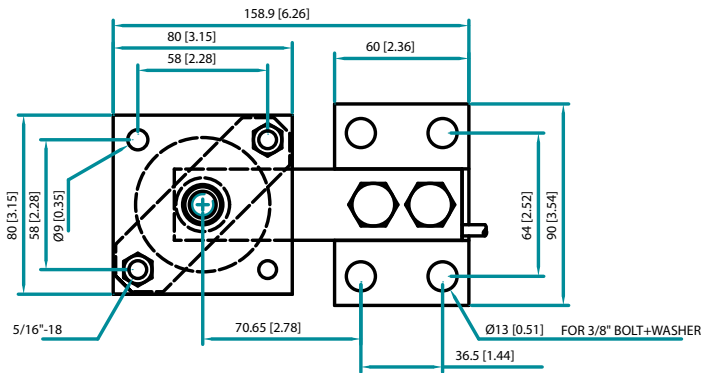
Calibrated for mV/V/Ohm and mV/V, which results in "cornering" without adjustment, may eliminate the need for re-calibration after field replacement.

All information and drawings on these pages are subject to change without notice. Consult website for latest specifications.

[www.hardysolutions.com](http://www.hardysolutions.com)

## ADVANTAGE Lite Load Point Outline

**HI LPRE Series**  
**440 Lbs/220 kgs**  
 Other sizes available  
 on website

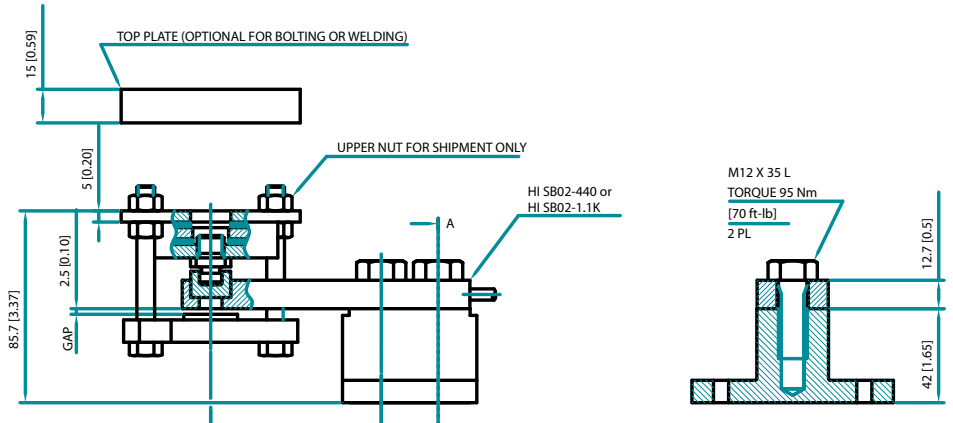


TOP PLATE (OPTIONAL)

C2 WIRE COLOR CODE FLAG LABEL IS FOUND  
 APPROX. 10 IN. FROM END OF SENSOR'S CABLE

EXCITATION +	RED
EXCITATION -	BLACK
SIGNAL +	GREEN
SIGNAL -	WHITE
C2+	GRAY
C2 -	VIOLET
SHIELD	YELLOW

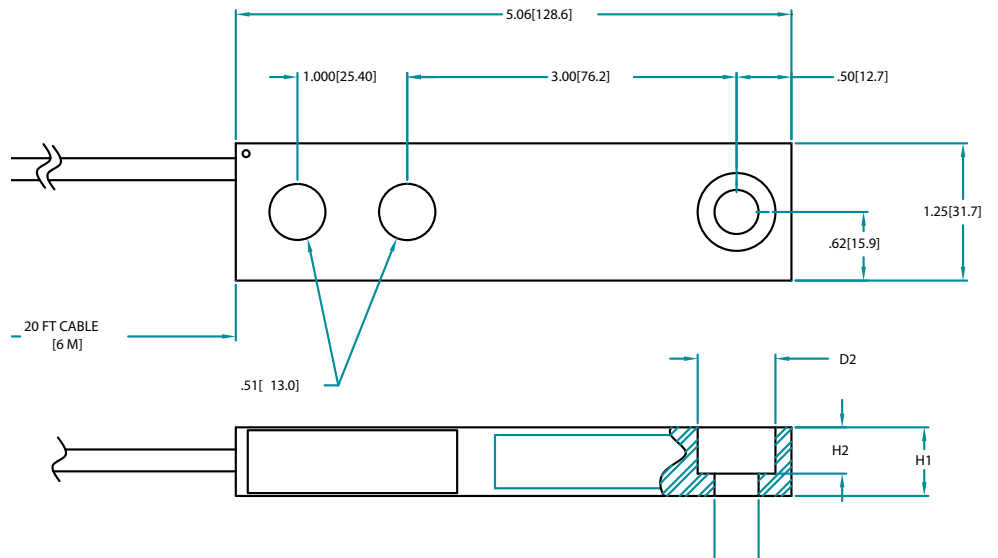
WARNING: NEVER cut load sensor cable



## ADVANTAGE Lite Load Sensor Outline

CABLE LENGTH: 20 FEET

### HI SB02 Series



DIMENSIONS- INCHES & [mm]

CAPACITY LBS [KG]	H1	H2	ØD1	ØD2
440 [200]	0.50 [12.7]	0.25 [6.3]	0.405±0.003 [10.26±.06]	
1.1k [500]	0.63 [15.9]	0.43 [10.9]	0.405±0.003 [10.26±.06]	0.712±0.003 [18.06±.06]
2.2k [1000]	0.75 [19.1]	0.24 [6.0]	0.562±0.003 [14.26±.06]	
4.4k [2000]	1.00 [25.4]	0.26 [6.5]	0.688±0.003 [17.46±0.06]	0.909±0.003 [23.06±0.06]

800.821.5831

+1 858.278.2900